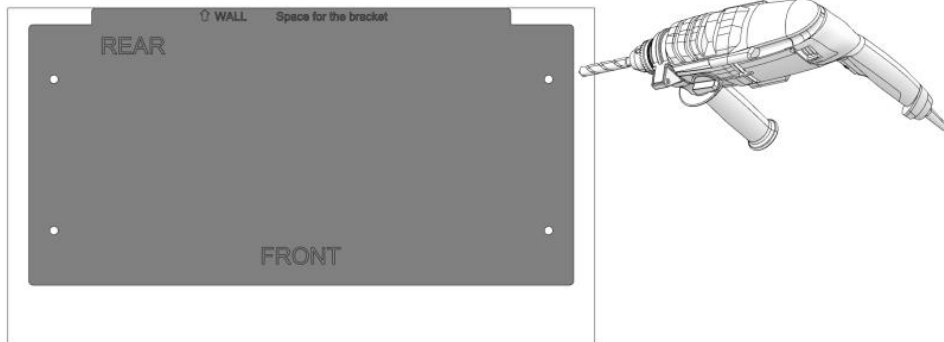
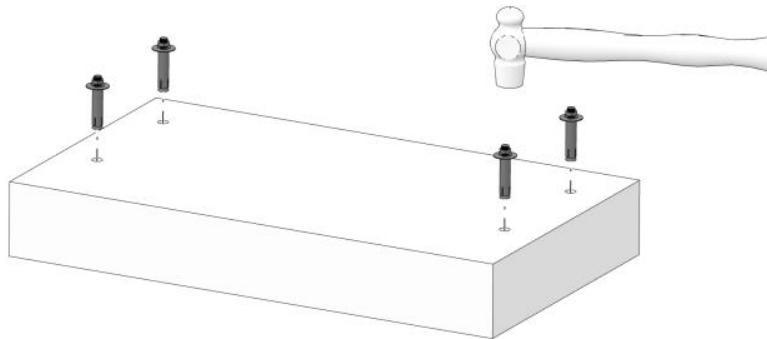


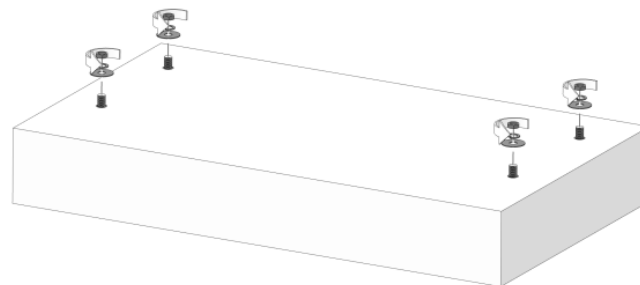
1. Please use the plate for positioning, bore holes with a 1/2in (14mm) drill to a depth of 2in (50mm). After drilling, clean the debris in the drilled hole.



2. Knock the expansion bolts into the holes which have been drilled at the bottom.



3. Remove the flat washers, spring washers and nuts from the expansion bolts.



4. To install the battery cabinet, the holes at the bottom of the battery cabinet should be aligned with the expansion bolts, so that the bolts pass through the holes, and then install flat washers, spring washers, and nuts and fix them firmly.

